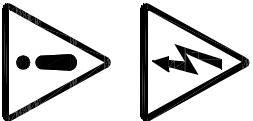


Type	400A		800A
Storage temperature	[°C]	-25 ÷ +75	
Operating temperature	[°C]	0 ÷ +40	
Nominal voltage	[V]	560	560
Nominal current	[A]	400	400
Cabinet inside fuses (gG type)	[A]	400	400
interconnections cable (not supplied)			
from battery cabinet to battery switch cabinet		for the sizing of the cables and connection procedures refer to the "Installation drawing" attached to the battery cabinet	
from battery switch cabinet to UPS		for the sizing of the cables and connection procedures refer to the "Installation drawing" attached to the UPS	
Dimensions (LxDxH)	[mm]	400x800x1900	
Weight	[kg]	150kg	
Color		RAL 7035	
Degree protection		IP20	



SAFETY MEASURES

WARNING: THIS BATTERY CABINET CAN BE USED ONLY CONNECTED TO AN UPS. THE UPS MUST HAVE THE SAME NOMINAL BATTERY VOLTAGE (SEE NAMEPLATE)

TO CECK THE CORRECT POLARITY CONNECTION.

ALL MAINTENANCE AND INSTALLATION OPERATIONS MUST ONLY BE CARRIED OUT BY TRAINED PERSONNEL

RPS

EDIT. A.Niero | APPR. I.Vettori | DATA: 29/09/09 | DRAW. No | REV. 01

VARIATION: Variazio altezza terminali

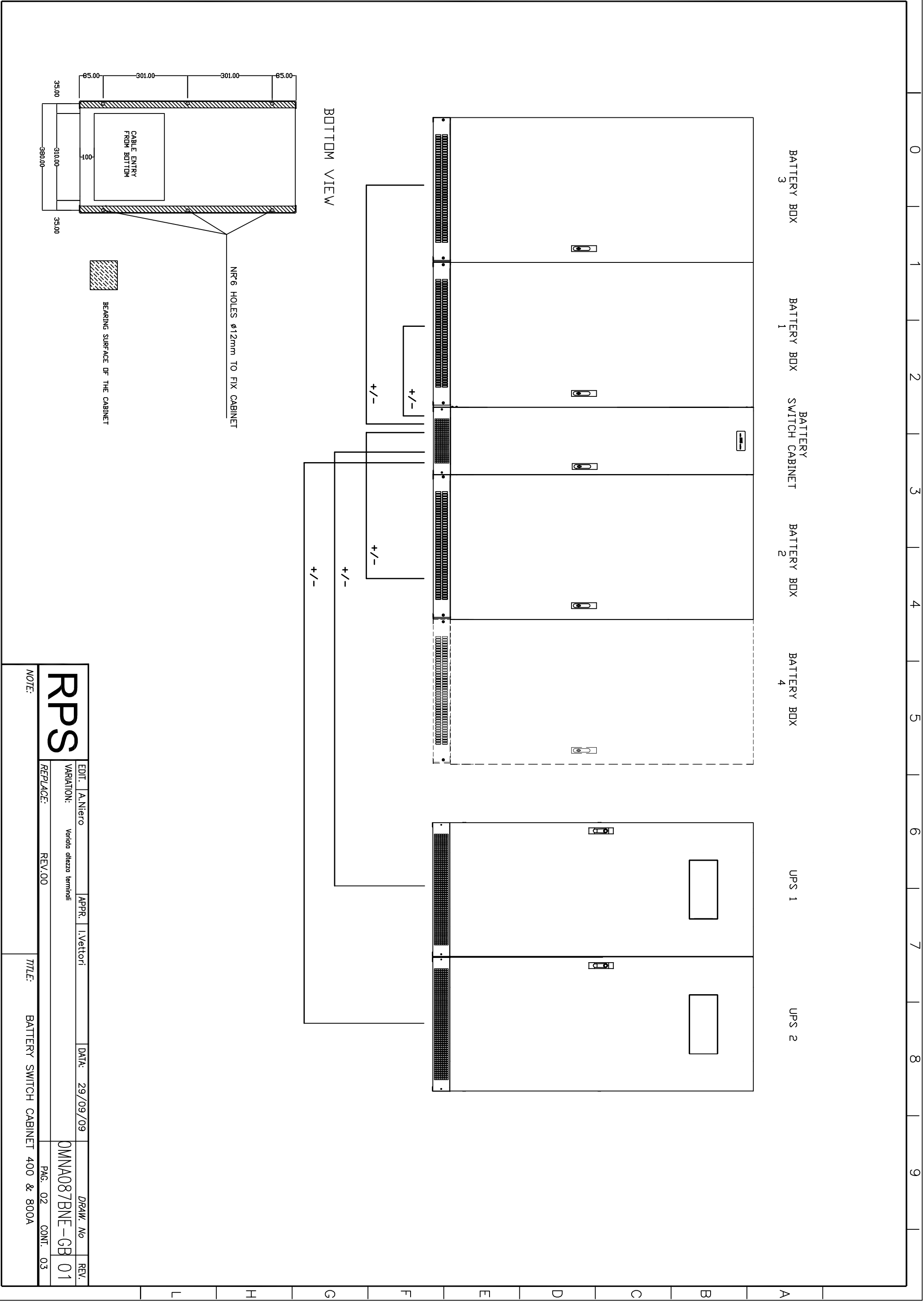
REPLACE: REV.00

NOTE:

TITLE: BATTERY SWITCH CABINET 400 & 800A

PAG. 01

CONT. 02



RPS

EDIT. A.Niero

APPR. I.Vettori

DATA: 29/09/09

DRAW. No

REV.

Variata altezza terminali

REPLACE: REV.00

TITLE: BATTERY SWITCH CABINET 400 & 800A

0MNA087BNE-GB

PAG. 02

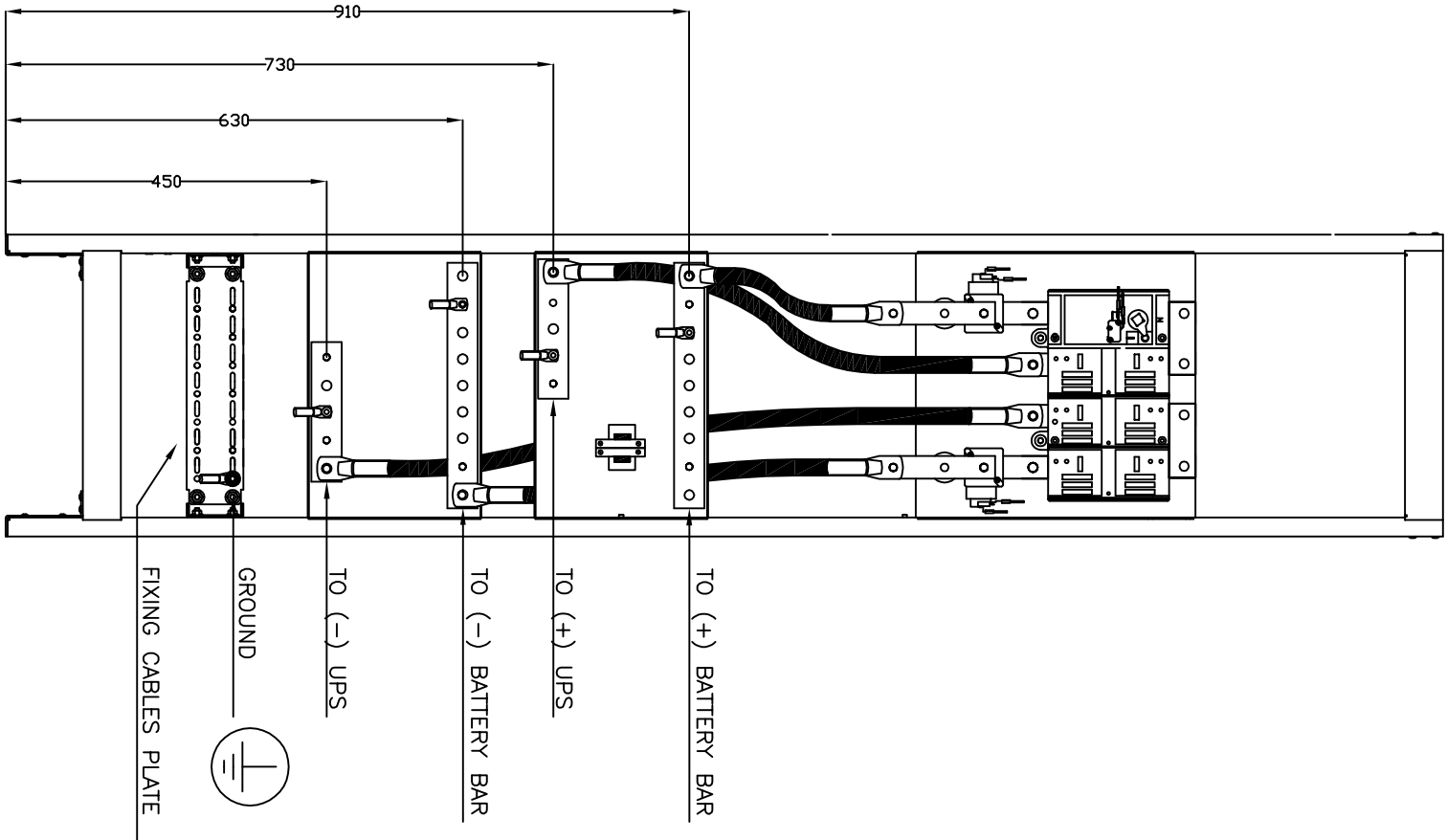
CONT. 03

01

01

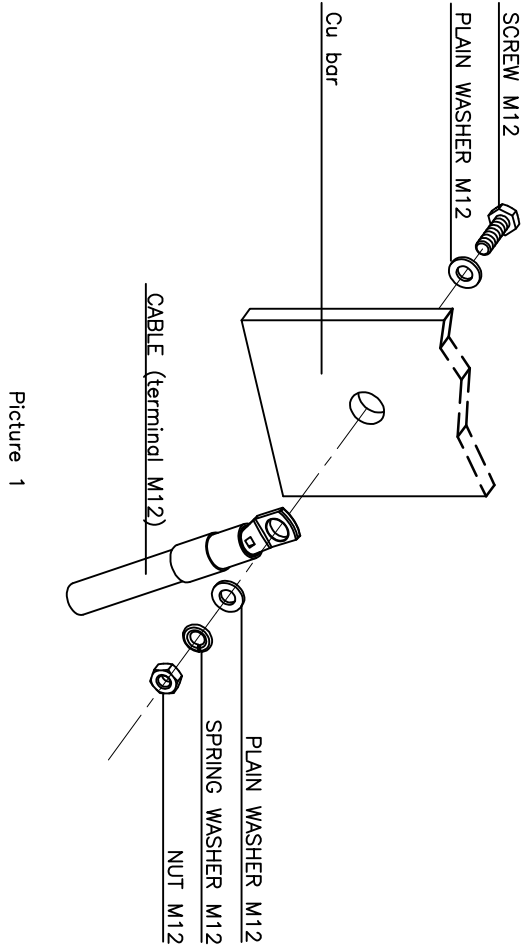
NOTE:

This document is property of "RPS S.p.A." copy reproduction transfer shall be pursued according to law.

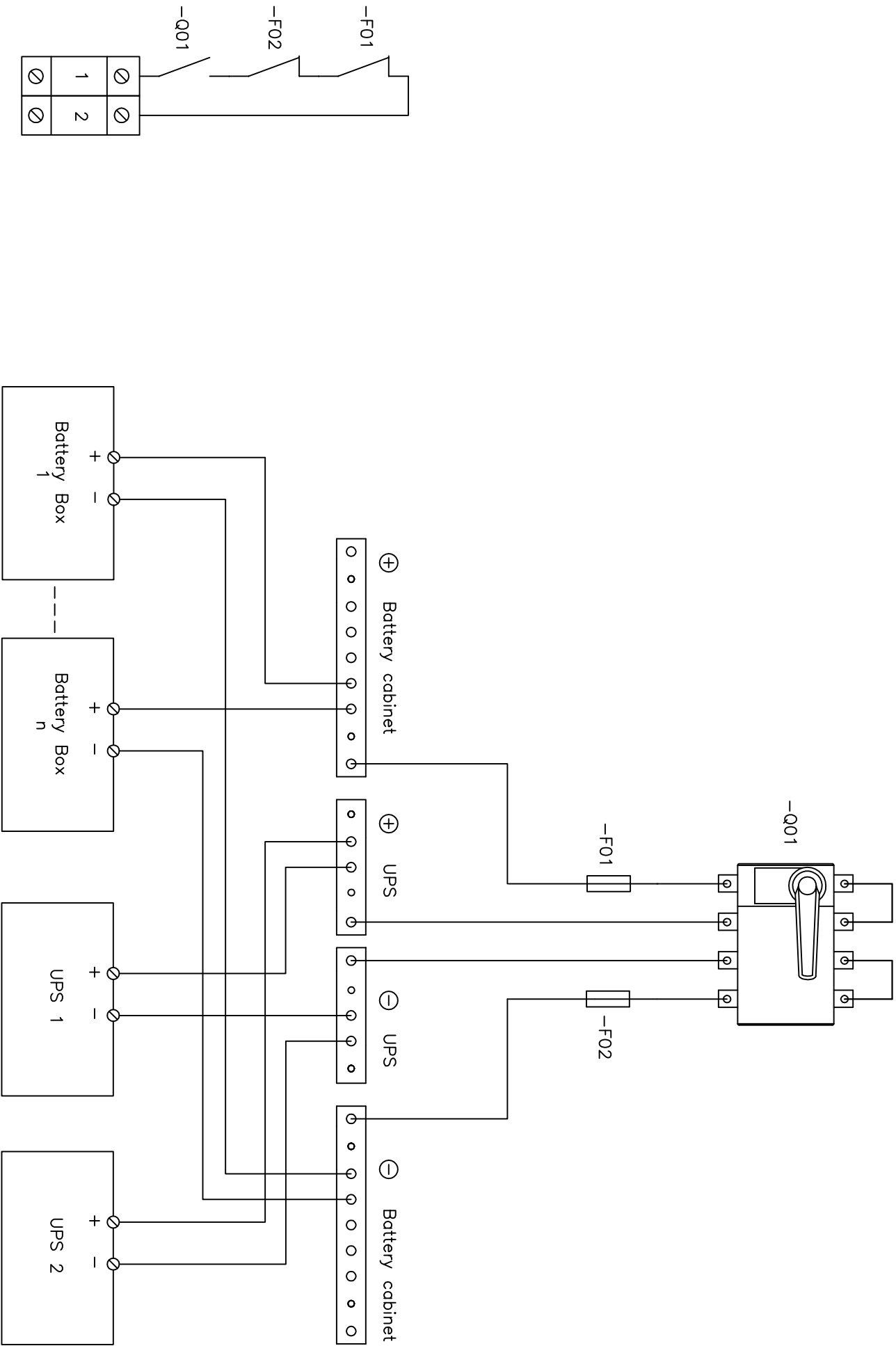


INSTRUCTION FOR FIXING CABLE BY THE CLIENT:

- 1) See the picture 1.
- 2) Recommended torque value 30÷35Nm



RPS				EDIT.	A.Niero	APPR.	I.Vettori	DATA:	29/09/09	DRAW. No	REV.
Varioia altezza terminali				VARIATION:							0MNA087BNE-GB 01
REV.00				REPLACE:							PAG. 03 CONT. 04
NOTE:				TITLE:				BATTERY SWITCH CABINET 400 & 800A			



RPS	EDIT.	A.Niero	APPR.	I.Vettori	DATA:	29/09/09	DRAW. No	REV.
	VARIATION:		Varia altezza terminali		0MNA087BNE-GB 01			
	REPLACE:		REV.00		TITLE:		BATTERY SWITCH CABINET 400 & 800A	
	NOTE:				PAG. 04		CONT. /	